

PROCEEDINGS OF THE STATE LEVEL SCHEME SANCTIONING COMMITTEE MEETING HELD ON 17.09.2012 UNDER THE CHAIRMANSHIP OF PRINCIPAL SECRETARY TO GOVT AND CHAIRMAN OF SLSSC AT BANGALORE

Members present: List enclosed.

The Principal Secretary and Chief Engineer welcomed all the SLSSC members present in the meeting. With the permission of the chair, CE/PRED made presentation on the compliance of previous SLSSC Meeting held on 29/06/2012.

In the PPT presentation, CE/PRED brought the following points before the committee.

1) and 2) Overall picture of Habitation coverage - KARNATAKA

Sl. No.	Category	Total Habitations	Targeted in 12-13	Non - Targeted Habs in AAP 2012-13	Balance No. of Habitations
1	QA Habitations	5875	2467	811	2597
2	Habs with 0 to 25% coverage	2587	2330	29	228
3	Habs with 25 to 50% coverage	12982	4994	1590	6398
	Sub-Total - Sl.No.1,2&3	21444	9791	2430	9223
4	Habs with 50 to 75% coverage	10422	301	1502	8619
5	Habs with 75 to 100% coverage	6376	117	894	5365
6	Habs more than 100% coverage	21333	130	4961	16242
	TOTAL	59575	10339	9787	39449

1) and 2) Overall picture of Habitation coverage: Karnataka

Approximate fund Requirement for Habitations with no schemes in 2012-13

Category	No. of Habitations	Approximate Cost for PC Habs (in Lakhs)	Remarks
QA Habitations	2597	154612.8	**
Habs with 0 to 25% coverage	228	3539.36	
Habs with 25 to 50% coverage	6398	85625.13	
Habs with 50 to 75% coverage	8619	76526.76	
Habs with 75 to 100% coverage	5365	24359.5	
Habs with 100% coverage	16242	-	-
TOTAL	39449	344663.55	

**** 2213 habitations have surface source schemes costing Rs.147662.80 lakhs. For the remaining 384 habitations there is no surface source, DF plants have to be installed at a cost of Rs.6950.00 laks**

3) Regarding MVS schemes the overall proposals received till today should be analyzed including the present proposal and placed before the committee for a review.

Total Schemes Approved	-	334
Completed	-	122
On - Going	-	148
Tender under Progress	-	35
DSR to be Prepared	-	29
Districtwise details		
No. Of PSR to be prepared	-	70+35=105
No. of DSR to be prepared	-	147
Approval for preparation DSR from PSR	-	32
DSR cleared for Admn Approval	-	9

DETAILS OF M.V.S. SCHEMES APPROVED AND TO BE APPROVED

Sl. No.	District	APPROVED M.V.S. SCHEMES			SCHEMES APPROVED FOR PSR/DSR PREPARATION			TOTAL MVS SCHEMES			MVS PROPOSALS TO BE APPROVED DURING 2012-13			MVS PROPOSALS PLACED IN SLSSC Dt.17/9/2012 vide Subject 4(3) & 4(4)			GRAND TOTAL OF MVS PROPOSALS		
		No. of Schemes	Total Cost	Total Hab. Covered	No. of Schemes	Total Cost	Total Hab. Covered	No. of Schemes	Total Cost	Total Hab. Covered	No. of Schemes	Total Cost	Total Hab. Covered	No. of Schemes	Total Cost	Total Hab. Covered	No. of Schemes	Total Cost	Total Hab. Covered
1	2	3	4	5	6	7	8	9	10	11	12	13	14	15	16	17	18	19	20
1	Bagalkote	22	15031.93	244	12	15195.20	116	34	30227.13	360	2	3873.51	23	2	3354.00	26	36	33581.13	386
2	Bangalore (R)	0	0.00	0	0	0.00	0	0	0.00	0				0	0.00	0	0	0.00	0
3	Bangalore (U)	0	0.00	0	0	0.00	0	0	0.00	0				1	1794.00	34	1	1794.00	34
4	Belgaum	60	28234.94	375	22	19463.00	134	72	47597.94	512	1	1765.00	5	6	7689.96	46	77	56387.90	568
6	Bellary	63	27717.35	448	38	26837.67	295	91	54555.02	743				2	5952.40	62	93	60507.42	805
6	Bidar	1	738.00	16	0	0.00	0	1	738.00	15				0	0.00	0	1	738.00	15
7	Bijapur	19	9558.76	167	10	22773.91	206	29	32332.67	373	1	4951.00	24	6	17442.20	99	35	49774.87	472
8	Chamarajanagar	3	26676.00	305	0	0.00	0	3	26676.00	305				0	0.00	0	3	26676.00	305
9	Chickballapur	2	3283.29	190	20	12647.43	275	22	15930.63	465				0	0.00	0	22	15930.63	465
10	Chickmagalur	6	2875.75	32	3	2921.00	54	9	5795.76	86				0	0.00	0	9	5795.76	86
11	Chitradurga	4	3658.62	105	3	8209.00	63	7	11867.52	168	1	6855.00	46	22	16735.10	271	29	28602.62	439
12	D.Kannada	1	1680.00	18	20	32685.00	779	21	34255.00	797				4	6925.00	39	25	41190.00	836
13	Davanagere	20	24375.47	392	18	23933.58	309	38	48309.05	701				0	0.00	0	38	48309.05	701
14	Dharwad	7	1059.57	16	4	928.00	7	11	1587.57	23				4	1380.00	7	16	3367.57	30
15	Gadag	14	5118.44	64	6	3452.35	23	20	8570.79	87				2	6505.00	26	22	15075.79	113
16	Gulbarga	15	3592.10	70	7	2725.00	37	22	6317.10	107				0	0.00	0	22	6317.10	107
17	Hassan	6	11730.20	569	9	2530.00	41	14	14260.20	610	2	955.40	22	6	11341.00	225	20	26601.20	836
18	Haveri	8	5158.99	91	5	4793.00	46	13	10951.99	137				2	6300.00	32	15	16251.99	169
19	Kodagu	0	0.00	0	1	2500.00	25	1	2500.00	25				0	0.00	0	1	2500.00	25
20	Kolar	1	3619.00	184	2	2357.00	114	3	5976.00	298				0	0.00	0	3	5976.00	298
21	Koppal	16	18888.11	270	0	0.00	0	16	18888.11	270				0	0.00	0	16	18888.11	270
22	Mandya	14	18256.03	391	6	18450.00	229	20	36706.03	620				0	0.00	0	20	36706.03	620
23	Mysore	7	4199.00	116	20	60562.10	685	27	54761.10	700				7	4400.00	76	34	59161.10	776
24	Ramanagar	3	3081.50	74	3	18800.00	221	6	21881.50	295				1	12400.00	217	7	34281.50	612
26	Raichur	27	18253.40	283	0	0.00	0	27	18253.40	283				7	5238.00	100	34	23491.40	383
26	Shimoga	5	2514.59	68	13	13808.00	251	18	16422.59	319				0	0.00	0	18	16422.59	319
27	Tumkur	17	7460.53	243	19	16699.99	464	35	24160.52	707	6	3113.86	116	5	3970.00	81	41	28130.52	788
28	Udupi	2	495.00	8	5	5400.00	287	7	5895.00	295				0	0.00	0	7	5895.00	295
29	U. Kannada	7	3174.00	52	6	4732.91	400	13	7906.91	452				2	1376.00	21	16	9282.91	473
30	Yadgir	5	1435.30	37	0	0.00	0	5	1435.30	37				0	0.00	0	5	1435.30	37
	TOTAL	334	252956.69	4830	252	312304.14	4951	586	655270.83	9791	12	21523.77	235	78	111802.66	1362	664	677073.49	11153

4) Empanelment of additional consultants to be done. Letter written to Principal Secretary, RDPR for approval vide Ltr No.5257 Dt:13-09-2012

Decision: The Chairman and Members of the Committee appreciated the efforts made by CE/PRED in presenting the present status of coverage of habitations in Karnataka and suggested the following measures to cover the balance habitations which were not covered in the Action Plan 2012-13.

- 1) To prepare Action Plan for the balance uncovered habitations in the category 0-25% and 25-50% numbering 228 and 6398 respectively.
- 2) To prepare Action Plan for installing DF plants numbering 384 as temporary measure in the district where surface water is not available and to submit the proposal to Government for taking up during the present financial year.
- 3) To prepare habitation-wise Action Plan for quality affected habitations in 17 districts where surface water is available and submit to Government for approval.

AGENDA-1: Review of follow-up action initiated by CE/PRED and other PRIs in pursuance of 29/6/2012 SLSSC Proceedings

The Agenda-wise compliance to the Proceedings of the SLSSC Meeting held on 29/6/2012 are tabulated below:

Sl. No.	Agenda / Subject	Decision	Compliance
1	General	<p>1) Overall picture of Coverage of Quality habitation since inception and action plan to cover the balance habitations in the present proposal as well as the overall planning at a macro level.</p> <p>2) Similarly in case of coverage components a macro level planning and action plan to tackle the less coverage habitations.</p> <p>3) Regarding Multi-Village scheme the overall proposals received till today should be analyzed including the present proposal and placed before the Committee for a review.</p> <p>4) Empanelment of Consultants to be done.</p>	PPT on each of the points is presented before the Committee for perusal.
2	Agenda-2: According approval to MVS Schemes deferred in the last	<p>1) W/S/S to Javanagondanahalli & other 38 villages in Hiriyur taluk of Davanagere District</p> <p>2) W/S/S to Aimangala & other 37 villages in Hiriyur taluk of Davanagere District</p>	The Schemes were placed before the STA Meeting held on 23/8/2012. The STA took the decision to approve the Scheme only if there is genuine

	meeting and which have been cleared by STA	Decision: It was decided to clear the proposal considering the Quality and Coverage of the habitations in the schemes after obtaining STA clearance.	Quality problem, which is to be confirmed by DMG & to be placed before STA.
3	Agenda -3: Ratification of issues cleared by Govt. in anticipation of SLSSC approval	Decision: It was decided to ratify the action taken to approve the tenders.	
4	Agenda-4: Any other subject with the permission of Chair	Subject No. 1: Approval to take up balance works of W/S/S to Bannikoppa & other 38 villages in Koppal & Yelburga Taluks of Koppal District: Decision: It was decided to take up the balance work amounting to Rs.750.00 lakhs to provide drinking water to the balance 9 villages. Further to entrust the work of O&M to KRIDCL and to transfer the amount required for O&M to KRIDCL after the clearance from Finance Department.	The M.D., KRIDL has been addressed vide this office letter no.5156/12-13 Dt.11/9/2012 to take up follow-up action. O&M of the Scheme to be entrusted to KRIDCL. Proposal has been submitted to Government vide this office letter no. 4065/12-13 dt. 10/8/2012
		Subject No. 2: Approval to Modified Cost to W/S/S to Kadlewad & other 7 villages in Sindhagi Taluk of Bijapur District: Decision: It was decided that the modified cost of the scheme be examined by IISC amounting to Rs.3037.00 lakhs and STA clearance be obtained to place the Subject before the next SLSSC Meeting.	The Schemes were placed before the STA Meeting held on 23/8/2012. Now the Subject is placed before the SLSSC Meeting vide Agenda 2 - Subject (2) for perusal and approval.
		Subject No. 3: Approval to Revised Cost to W/S/S to Santhebennur & other 4 villages in Channagiri Taluk of Davanagere District Decision: It was decided to refer the revised cost proposal to IISC. or Approved 3 rd Party Agency and then consider the payment during 2012-13 for which Budgetary provision is to be made.	The E.E. Davanagere has been instructed to get verified the Cost proposal from approved 3 rd Party Agency, M/s. M.V. Associates, Davanagere and Rs.15.00 lakhs has been allocated in the Action Plan 2012-13 for making payments.

		<p>Subject No.4: Approval to Revised Cost of Schemes to be placed before S.T.A. for clearance:</p> <p>1)W/S/S to Aralakuppe& other 62 villages in Pandavapura Taluk in Mandya District</p> <p>2) (a)W/S/S to Aski & other 6 villages in Sindhagi taluk in Bijapur District (b)W/S/S to Kalkerri& other 5 villages in Sindhagi taluk in Bijapur District</p> <p>Decision: The Committee after detailed deliberations directed CE/PRED to place the proposal in the next STA meeting to obtain technical clearance and then place before SLSSC for approval</p>	<p>(1)The Schemes were placed before the S.T.A. Meeting held on 16/7/2012 and cleared by STA. The proposal was submitted to Government for according Revised Administrative Approval and approved vide G.O. No. RDP 94 RWS (5) 12 dt. 4/9/2012 for Rs.3220.00 lakhs.</p> <p>(2) The Schemes were placed before the S.T.A. Meeting held on 23/8/2012 and cleared by STA. Now the Subject is placed before the SLSSC Meeting vide Agenda 2 - Subject (3) for perusal and approval.</p>
		<p>Subject No -5(A):- Approval for preparation of DSRs for which PSRs preparation was approved in SLSSC Meeting held on 01/10/2011:</p> <p>Decision: Out of 8 PSRs placed 2 PSRs were cleared and 6 were Deferred for re-verification</p> <p>Subject No -5(B):- Approval to Schemes which are cleared for DSR preparation in the SLSSC Meeting held on 01/10/2011:</p> <p>Decision: Out of 17 DSRs placed 9 DSRs were cleared and 8 were Deferred for re-verification</p>	<p>Subject No -5(A):- 70 Schemes were cleared for PSR preparation in the SLSSC Meeting held on 1/10/2011. Out of these, 30 PSRs were cleared for DSR preparation in the SLSSC Meeting held on 10/4/2012 and 2 PSRs in the SLSSC Meeting held on 29/6/2012. 6 PSRs were deferred for re-verification of Quality and Coverage. DSRs for 5 Schemes placed before SLSSC Meeting held on 29/6/2012, out of which 3 DSRs are approved and 2 DSRs</p>

		<p>Deferred for re-verification.</p> <p>Subject No -5(B):- 147 Schemes were cleared for DSR preparation in the SLSSC Meeting held on 1/10/2011. Out of these 13 DSRs are placed before the SLSSC Meeting held on 29/6/2012 for clearance (6 DSRs are approved and 7 DSRs are Deferred for re-verification.</p> <p>Compliance: Abstract Estimates for 9 Schemes for which DSRs are cleared has been submitted to Government for according Administrative Approval.</p>
	<p>Subject No -6(A):- Approval to New Schemes for which proposals is received from Government:</p> <p>Decision: Out of 10 proposals placed 9 were cleared and 1 was Deferred for re-verification</p> <p>Subject No -6(B):- Approval to New Schemes for which proposals is received from Elected Representatives & Others:</p> <p>Decision: Out of 65 new proposals placed 12 were cleared for PSR/DSR preparation and 53 were Deferred for re-verification</p> <p>Additional proposals for Agenda – 4 Subject 6(B)</p> <p>Decision: Out of 21 new proposals placed 14 were cleared for PSR/DSR preparation and 7 were Deferred for re-verification</p>	<p>Subject No -6(A) & Subject No -6(B):- 96 New Schemes proposals received from Government (10) and Elected Representatives (86) were placed for clearance. Out of which 35 schemes were cleared for PSR/DSR preparation. The balance 61 Schemes were Deferred for re-verification of Quality & Coverage.</p> <p>Compliance: The PSR/DSR for 35 Schemes will be prepared and placed before the next SLSSC Meeting for approval / clearance.</p>

The agenda-wise compliance was presented before the committee for kind perusal.

AGENDA-2: According approval to MVS Schemes deferred in the last meeting for which STA clearance obtained and revised cost estimates are preferred based on "least cost feasibility" principle.

Subject No. 1: Water Supply Scheme to Hotyapura & other 11 villages in Honnali Taluk of Davanagere District

The CE/PRED explained before the committee the proposal and the directions given by the Government vide letter no. RDP 5 RWS (5) 2009 dt. 3/11/2010 to place the Scheme before the SLSSC Meeting after obtaining clearance from STA.

The present status of Water Quality and Coverage details and the STA decision was placed before the committee as under:

It was placed before 8th STA Meeting held on 23/8/2012 with reduced cost of Rs.914.50 lakhs including O&M based on PSR (Per Capita Cost excluding O&M was Rs.3573/-). Also Mines & Geology, CGWB Study Reports about ground water status in the area were furnished and is falling in safe category indicating availability of groundwater resources even though Fluoride contamination above permissible limit is reported as 4 out of 12 villages.

The details of WQ Contamination as per tests conducted on 6/8/2012, Coverage of Population & Per Capita are as follows:

- a) Quality - F. - 4 Nos. & TH-6 Nos.
- b) Coverage - 0-25% - 1 Hab, 25-50% - 6 Habs, 50 -75% - 3 Hab., 75-100% - 2 Habs, and >100% - NIL
- c) Per Capita Cost - i) Excluding O&M .. Rs.3573/-
ii) Including O&M .. Rs.4187/-

In this 8th STA meeting, it was resolved to place the status of the Scheme before SLSSC Meeting for further decision.

Decision:- Considering the coverage and quality details and per capita cost it was decided to approve the scheme with an estimated cost of Rs.914.50 lakhs including O & M charges for 5 years.

SUBJECT NO. 2: Water Supply Scheme to Kadlewad & other 16 villages in Sindagi Taluk of Bijapur District

The CE/PRED explained before the committee the proposal and the reasons for increase in cost of Water Supply Scheme to Kadlewad and other 7 villages in Sindhagi taluk of Bijapur District which was approved in the SLEC Meeting held on 27/11/2008 for R.757.92 lakhs based on Line Estimate as per S.R. 2007-08 and Administratively Approved vide G.O. No. RDP 24 RWS (5) 10 dated 19/10/2010.

The increase in Project Cost is due to -

- a) Inclusion of Additional of 9 problematic villages
- b) Inclusion of O & M for 5 years
- c) Increase in Length of Raw Water Rising Main from 14.00 kms. to 23.60 km.
- d) Increase in Dia of D.I. Pipe due to additional village (200mm to 300mm)

The Quality & Coverage details covered & Per Capita Cost of the Scheme are as follows:

- a) Quality - F - 5 Nos., Iron-3 Nos., NO₃-2 Nos. & TDS-2Nos.
- b) Coverage - 0-25% - 0, 25-50% - 11 Nos., 50-75% - 3 Nos., 75-100% - 1 No. & >100% - 2 Nos.
- c) Per Capita Cost - i) Excluding O&M . Rs.5883/-
ii) Including O&M . Rs.6201/-

The Scheme was placed before the STA Meeting held on 23/8/2012. The Subject was discussed in detail. Since this area comes under over exploited region and Quality problem, the scheme was cleared and place it before the SLSSC.

The new proposal amounting to Rs.3037.00 lakhs was placed before the Committee to accord approval as a new Scheme and to cancel the earlier A/A given vide G.O. RDP 24 RWS (5) 10 dated 19/10/2010.

Decision: After detailed deliberations the committee took the decision to approve the scheme amounting to Rs.3037.00lakhs considering the facts highlighted by the CE/PRED and to cancel the earlier A/A given vide G.O. RDP 24 RWS (5) 10 dated 19/10/2010.

SUBJECT NO. 3: Water Supply Scheme to Aski - Kalkeri and other 11 villages in Sindagi taluk, Bijapur district

The CE/PRED explained before the committee the proposal and reasons for combining both the schemes for which the Government has accorded Administrative approval vide G.O. No. RDP 14 RWS(5) 12 dt.18/6/2010, individually based on the approval given in the SLSSC Meeting held on 27/11/2008.

- a) Aski & other 6 villages in Sindagi Taluk for Rs.617.50 lakhs
- b) Kalkeri & other 5 villages in Sindagi Taluk for Rs.979.12 lakhs

The increase in the Project Cost is due to -

- (1) Construction of Impounding Reservoir for the combined scheme. The Impounding reservoir cost works out to Rs.603.10 lakhs, as against Rs.125.00 lakhs provided in the Line Estimate.
- (2) Inclusion of O&M for 5 years.

The Quality and Coverage details of the Habitations covered & Per Capita Cost of the Scheme are as follows:

- a) Quality - F - 4 Nos., Fe - 4 Nos., NO₃ - 2 Nos. and TDS - 2 Nos.
- b) Coverage - 0-25% - 0 Hab, 25-50% - 7 Habs, 50 -75% - 1 Hab., 75-100% - 0 Hab. and >100% - 5 Habs.
- c) Per Capita Cost - i) Excluding O&M .. Rs.5538/-
ii) Including O&M .. Rs.5966/-

The Scheme was placed before the STA Meeting held on 23/8/2012. In the meeting the Subject was discussed in detail. Since this area comes under over exploited region and Quality problem, the scheme was cleared.

The new proposal combining both the schemes amounting to Rs.2195.00 lakhs was placed before the Committee to accord approval as a **new scheme** and to cancel the earlier A/A given vide G.O. No. RDP 14 RWS(5) 12 dt.18/6/2010.

Decision: After detailed deliberations the committee took the decision to approve the combined scheme amounting to Rs.2195.00 lakhs considering the facts highlighted by the CE/PRED and to cancel the earlier A/A given vide G.O. No. RDP 14 RWS(5) 12 dt.18/6/2010.

SUBJECT NO. 4: W/S/S to Tamba and other 9 villages in Indi taluk of Bijapur District

The CE/PRED explained before the committee the proposal and reasons for increase in cost of Water Supply Scheme to Tamba and other 9 villages in Indi Taluk of Bijapur District which was approved in the SLEC Meeting held on 27/11/2008 for Rs.1011.00 lakhs based on Line Estimate as per S.R. 2007-08 and Administratively Approved vide G.O. RDP 24 RWS (5) 10 dated 19/10/2010 for Rs.1011.00 lakhs.

The increase in Project Cost is due to –

- i) Inclusion of Impounding Reservoir which was not provided in the Line Estimate
- ii) Inclusion of O&M for 5 years.

The Quality and Coverage details of the Habitations covered & Per Capita Cost of the Scheme are as follows:

- a) Quality - F - 3 Nos., Fe - 2 Nos., NO₃ - 1 No. and TDS - 1 No.
- b) Coverage - 0-25% - 2 Habs, 25-50% - 3 Habs, 50 -75% - 0 Habs., 75-100% - 1 Hab. and >100% - 4 Habs.
- c) Per Capita Cost – i) Excluding O&M . Rs.4427/-
ii) Including O&M . Rs.4741/-

The Scheme has been placed before STA. meeting held on 23/8/2012. The Subject was discussed in detail. Since this area comes under over exploited region and Quality problem, the scheme was cleared.

The proposal amounting to Rs.1542.00 lakhs was placed before the Committee to accord approval as a new scheme and to cancel the earlier A/A given vide G.O. RDP 24 RWS (5) 10 dated 19/10/2010.

Decision: After detailed deliberations the committee took the decision to approve the combined scheme amounting to Rs.1542.00 lakhs considering the facts highlighted by the CE/PRED and to cancel the earlier A/A given vide G.O. RDP 24 RWS (5) 10 dated 19/10/2010.

AGENDA-3: Ratification of issues cleared by Govt. in anticipation of SLSSC approval

(A) The Tenders for the following 7 nos. of Multi-village schemes were forwarded to Government for approval as the Tender amount was either more than Rs.500.00 lakhs or Tender Premium was more than 5%. The Government have approved these Tenders with the condition to get the ratification on the action taken in the next S.L.S.S.C. meeting. The details of the Tenders approved and ratification sought is as follows:

(Rs. in lakhs)								
Sl. No	District	Name of Water Supply Scheme	A/A Cost	Amt. put to Tender	CSR Amt.	Govt. ltr. no. / Tender approved amt.	Tender premium over CSR	Remarks
1	Belgaum	W/S/S to Batakurki & other 27 villages in Ramdurga Taluk	1235.00	1284.11	1364.31	RDP 137 RWS (5) 12 DT.10/7/2012 Rs.1500.00 lakhs	9.95%	
2	Belgaum	W/S/S to Hulkund & other 13 villages in Ramdurga Taluk	1225.00	1200.94	1257.05	RDP 150 RWS (5) 12 DT.4/9/2012 Rs.1382.30 lakhs	9.96%	
3	Belgaum	W/S/S to Kakathi & other 6 villages in Belgaum Taluk	1297.00	1243.24	1321.12	RDP 146 RWS (5) 12 DT.10/9/2012 Rs.1452.70 lakhs	9.96%	
4	Belgaum	W/S/S to Kanagala & other 9 villages in Hukkeri Taluk	886.00	780.26	827.21	RDP 147 RWS (5) 12 DT.10/9/2012 Rs.942.21 lakhs	13.91%	Govt. has approved T.P. of 6.35% over A/A Amt.
5	Belgaum	W/S/S to Ullagaddi Khanapur & other 10 villages in Hukkeri Taluk	1140.00	1071.48	1120.50	RDP 148 RWS (5) 12 DT.13/9/2012 Rs.1232.11 lakhs	9.96%	
6	Gadag	W/S/S to Sarjapur & other 16 villages in Ron Taluk	1833.24	1790.70	1811.72	RDP 138 RWS (5) 12 DT.10/7/2012 Rs.1992.51 lakhs	9.98%	
7	Davanagere	W/S/S to Malagondana hally & other 12 villages in Davanagere Taluk	1186.23	1118.66	1153.35	RDP 149 RWS (5) 12 DT.14/8/2012 Rs.1253.94 lakhs	8.72%	

Decision: The Committee took the decision to ratify the action taken to approved the Tender.

(B) RATIFICATION OF REVISED COST OF SCHEMES APPROVED BY THE GOVERNMENT:

(1) W/S/S to Aralakuppe and other 62 villages in Pandavapura taluk of Mandya District:

The Water Supply Scheme to Aralakupee & other 20 villages in Pandavapura Taluk of Mandya District was approved in the SLEC Meeting held on 27/11/2008 for Rs.860.00 lakhs based on Line Estimate as per S.R. 2007-08 and Administratively Approved vide G.O. RDP 24 RWS (5) 10 dated 19/10/2010 for Rs.860.00 lakhs.

The survey work was taken up by Consultant and PSR was prepared for Aralakuppe and other 62 villages instead of original 20 villages by considering enroute villages also. The cost of the Project was revised to Rs.3220.00 lakhs due to inclusion of additional villages.

This revised cost proposal was placed before the SLSSC Meeting held on 29/6/2012. The SLSSC directed to place the proposal in the STA meeting to obtain technical clearance and then place before the SLSSC for approval.

Accordingly, the revised proposal was placed before the STA meeting held on 16/7/2012. The STA has cleared the revised proposal of the scheme. Based on this, the **Government have accorded Administrative Approval** to the revised proposal amounting to **Rs.3220.00 lakhs** vide G.O. No. RDP 92 RWS (5) 2012 dt.4/9/2012 pending ratification from the SLSSC.

The Quality and Coverage details of the Habitations covered & Per Capita Cost of the Scheme are as follows:

- a) Quality - F - 21 Nos., Fe - 17 Nos., NO₃ - 4 Nos. and TH - 3 Nos.
b) Coverage - 0-25% - 0, 25-50% - 4 Habs, 50 -75% - 4 Habs., 75-100% - 4 Habs. and >100% - 51 Habs.
c) Per Capita Cost - i) Excluding O&M .. Rs.3400/-
ii) Including O&M .. Rs.3714/-

(2) W/S/S to Hirewaddaratti and other 4 villages in Mundargi taluk of Gadag District:

The Government have accorded Administrative Approval to the Scheme for Rs.272.00 lakhs vide G.O. No. RDP 63 RWS (2) 07 Dt.22/5/2007 and Technical Sanction was accorded for the same amount on 9/1/2008 based on the S.R. of 2006-07. The Tender was awarded for Rs.335.20 lakhs on 10/4/2008 in favour of Sri A.C. Patil, Class-I Contractor, Gadag (12.99% above the S.R. of 2008-09) and the Contractor completed all the works viz. Rising Main, Slow Sand Filter, Pumping Machinery, Pure Water Sump, Express Feeder-line & Pure Water Rising Main.

During execution, some extra items such as Immersed Starter (ATS) for Pumping Machinery, GI. Pipe railing for SSF were made which are not included in the Tender. Also there is increase in the quantity of some items like Raw water Rising Main, Balancing Tank, Settling Tank, Express Feeder line, Pump House due to change in alignment and design.

Due to the reasons explained above, the overall Cost of the Project increased from Rs.272.00 lakhs to Rs.368.79 lakhs which is inclusive of Tender Premium, EIRL amount of Rs.3.27 lakhs, Workslip amounting to Rs.19.65 lakhs. At present the scheme is completed and water is being supplied to all the 5 villages successfully.

The proposal for Revised Cost with the above details was submitted to Government and accorded approval for the revised cost of the Project amounting to Rs.368.79 lakhs.

Decision:- After detailed deliberations the committee took the decision to ratify the action taken to approve the revised proposals of (1) W/S/S to Aralakuppe and other 62 villages in Pandavapura taluk of Mandya District amounting to Rs.3220.00 lakhs and (2) W/S/S to Hirewaddaratti and other 4 villages in Mundargi taluk of Gadag District amounting to Rs.368.79 lakhs.

AGENDA-4: Any other subject with the permission of Chair
Subject No. 1:- Approval to DSRs for the Schemes which are cleared for PSR / DSR preparation in the SLSSC Meeting held on 01/10/2011 & 10/4/2012:

The present status of 147 Multi-village Schemes which were cleared for preparation of DSRs was presented before the committee.

The District-wise details DSRs pending are as under:

Sl No	District	No. of Schemes	No. of Schemes taken up under 13 th Finance	No. of DSRs approved	No. of DSRs placed for approval	Balance
1	Bagalkot	10	0	2	6	2
2	Belgaum	15	0	0	6	9
3	Bellary	38	15	0	0	23
4	Bijapur	3	0	1	0	2
5	Chikkaballapur	20	0	0	0	20
6	Chickmagalur	3	0	0	0	3
7	Chitradurga	1	0	1	0	0
8	D.Kannada	6	0	0	0	6
9	Davanagere	14	12	0	0	2
10	Dharwad	2	0	0	0	2
11	Gadag	6	0	0	2	4
12	Kolar	2	1	0	0	1
13	Mandya	5	0	0	0	5
14	Mysore	11	0	0	0	11
15	Ramanagara	1	0	0	0	1
16	Shimoga	2	0	0	0	2
17	Tumkur	8	0	4	1	3
	Total	147	28	8	15	96

Decision:- After detailed deliberations the Committee took the decision to approve the DSRs amounting to Rs.16027.67lakhs pertaining to 20 schemes of 6 districts and amounting to Rs.3020.00lakhs pertaining to 1 scheme of Bagalkote district is deferred for verification in terms of technical and financial feasibility are at **Annexure-4(1)**.

Subject No. 2:- Approval for preparation of DSRs for which PSRs preparation was approved in SLSSC Meeting held on 01/10/2011 & 29/6/2012:

The present status of 70 & 35 Multi Village Schemes which were approved for the preparation of PSR/DSRs was presented before the committee.

The District-wise details PSRs pending are as under:

Sl No	District	No. of Schemes approved in SLSSC MEETING Dated		No. of PSRs for which DSR preparation approved	No. of PSRs placed for approval for DSR preparation	Balance PSR to be prepared	No. of DSRs approved in SLSSC DT. 29/6/2012
		1/10/2011	29/6/2012				
1	Bagalkot	1	1		1	1	
2	Belgaum	7	0	2	5	0	
3	Bijapur	1	6			7	
4	Chitradurga	0	2			2	
5	D.Kannada	0	14			14	
6	Davanagere	3	1	1	2	1	
7	Dharwad	2	0	2		0	
8	Gulbarga	5	2		4	3	
9	Hassan	9	0	4		5	2
10	Haveri	4	1	1		4	
11	Kodagu	0	1			1	
12	Mandya	1	0			1	
13	Mysore	4	2	6		0	
14	Ramanagara	2	0			2	
15	Shimoga	11	0	7	4	0	
16	Tumkur	7	4	7	1	3	1
17	Udupi	5	0	2	1	2	
18	U.Kannada	5	1			6	
	Total	70	35	32	18	55	3

Decision:- After detailed deliberations the Committee took the decision to approve the schemes for which PSRs are prepared and approved for DSRs preparation amounting to Rs.10444.29lakhs pertaining to 13 schemes of 5 districts and amounting to Rs.13154.00lakhs pertaining to 5 schemes of 3 districts are deferred for verification for C&Q and opinion of STA with reference to technical and financial feasibility are at as per **Annexure-4(2)**.

Subject No. 3:- Re-verification of PSRs Deferred in the SLSSC Meeting held on 29/6/2012

61 Schemes were Deferred for re-verification with respect to latest Coverage, Water Quality status and prescribed Per Capita Cost for viability purpose along with technical feasibility in the SLSSC meeting held on 29/6/2012 vide **Annexure-IV** (A2 – 1 Scheme), IV(B2-53 Schemes) & V(B – 7 Schemes). All the 61 Schemes are after re-verification amounting to **Rs.78155.66 lakhs** covering **899 habitations** were placed before the Committee for approval for the preparation of PSR / DSR. The details of the Schemes are furnished in **ANNEXURE-4(3)**.

Decision:- After detailed deliberations the Committee took the decision to approve the schemes for PSRs preparation amounting to Rs.35044.50lakhs pertaining to 27 schemes of 11 districts. 34 schemes amounting to Rs.43111.16lakhs are deferred for re-verification of C&Q / taking STA opinion, keeping in view financial and technical feasibility are at **Annexure-4(3)**.

Subject No. 4:- New Schemes proposed by Elected Representatives / Government and Additional Agenda on Subject No.4.

19 Schemes proposed by Elected Representatives / Government amounting to **Rs.36597.00 lakhs** covering **601 habitations** were placed before the Committee for consideration and approval for preparation of PSR / DSRs. The details of Schemes are furnished in **ANNEXURE-4(4)**.

Decision:- After detailed deliberations the Committee took the decision to approve the schemes for PSRs preparation amounting to Rs.34679.00lakhs for 18 schemes of 7 districts. 1 scheme amounting to Rs.1918.00lakhs was deferred for re-verification of C&Q and its feasibility, as per prevailing norms are at **Annexure-4(4)**.

GENERAL DISCUSSIONS:


- 1) Over exploited blocks identified as per Department of Mines & Geology and CGWB as on December 2010.

It was decided to consider the Over exploited blocks identified as per Department of Mines & Geology and CGWB as on December 2010, as one of the parameters while clearing Multi Village Scheme in that particular Block.

- 2) Maintenance of Rigs and Hydro Fracturing Units.

CE/PRED brought to the notice of the Committee regarding non-availability of grants for AMC of Rigs and Hydrofracturing units. The CE said that as these Rigs are used for the flushing and hydrofracturing the borewells, the maintenance expenditure may be met under **Support Activity funds** of NRDWP. These have to be taken up under O&M of C&Q component, as per NRDWP norms.

The Committee decided to take up the AMC of Units under C&Q component of the State.



3) Upgradation of Chief Engineer post to Engineer-in-Chief

The Deputy Advisor(DWS) & Area Officer, Karnataka, RGNDWM, GoI discussed about upgradation of Chief Engineer post to Engineer-in-Chief. The Deputy Advisor said that if CE post is upgraded to EIC, certain decisions can be taken at EIC level. In all other States in the Country, the RWS is headed by Engineer-in-Chief. This EIC post was in place till 5/4/2001. As per existing delegation of powers there is no change.

The Committee decided to recommend to GoK to upgrade the post of CE to that of EIC rank.

4) Kannada Ganga Project to be verified by Rural Development & Pan. Raj Dept.

It was decided to take up the Water supply scheme projects prepared for the entire Bijapur and Chitradurga districts as "Kannada Ganga Project" including ULBs to be considered under NRDWP Programme and placed before the next SLSSC meeting.

5) It has been decided to have a State Level RWS&S Training Institute and State Level WQT Laboratory and to earmark 5 acres of land at the present MGIREED campus, Bangalore and to meet the expenditure under the Support Activity component of NRDWP.

Sd/-

(Sanjiv Kumar)

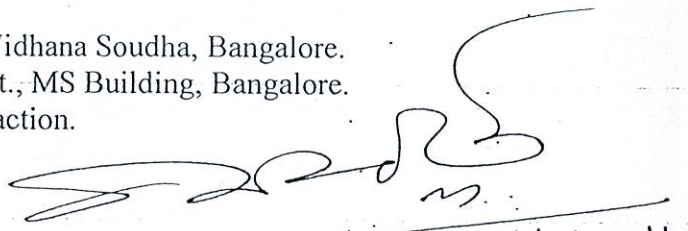
Chairman, SLSSC and Principal
Secretary to Government, RDPR Department.

No.RDP/66/RWS(5)12(P)

Dated:16.10.2012

Copy to:

1. All the Members and Officers concerned.
2. PS to Hon'ble Minister for RDPR Department, Vidhana Soudha, Bangalore.
3. PS to Principal Secretary / Secretary, RDPR Dept., MS Building, Bangalore.
4. All the CEOs of ZPs for information and urgent action.



Deputy Secretary to Government (RWS)
Rural Dev. & Panchayat Raj Dept.

16.10.12

Members who have attended SLSSC meeting held under the Chairmanship of the Principal Secretary, RDPR on 17.09.2012 at 11.00AM at Bangalore.

Smt/Shriyuths

1. Sanjeev Kumar, Chairman SLSSC & Principal Secretary to Govt., RDPR, Bangalore.
2. V.Rashmi, Secretary to Govt., RDPR, Bangalore.
3. Dr.J.Ravishankar, Director, (SWSM), KRWSSA & E/o Joint Secretary to GoK, RDPR, Bangalore-9.
4. Prabhakar H Chini, Chief Engineer, PRED, Bangalore-20.
5. D. Rajshekar, Deputy Advisor, (DWS) & Area Officer, Karnataka, RGNDWM, GoI, New Delhi-03.
6. R.Rangarajan, General Manager, KRIDL, Bangalore-01.
7. V.B.Kupsad, GM(C), KRIDL, Bangalore-01.
8. R.P.Kulkarni, Additional Director Tech, Jalnirmal Project, KRWSSA, Bangalore.
9. K.V.Raghuram Reddy, Director, District Planning, Planning Department, Bangalore.
10. T.Thimmegowda, Chief Engineer, KUWSDB, Bangalore-29.
11. R.Surendra Babu, Deputy Chief Engineer, KUWSDB, Bangalore.
12. ARK Rao, Professor, Indian Institute of Science, Bangalore.
13. Dr.H.K.Ramaraju, Prof & Head - Civil, Dayanand Sagar College of Engineer, Bangalore-78.
14. Prabhakar D.Hamigi, Superintending Engineer, PRED, Bangalore.
15. Aijaz Hussain, Superintending Engineer, PRED Circle, Beilary.
16. A.S.Patil, Superintending Engineer, PRED Circle, Dharwad.
17. G.Chandramouly Naik, Superintending Engineer, PRED Circle, Bangalore.
18. S.T.Shringeri, Superintending Engineer, PRED Circle, Gulbarga.
19. H.C.Ramendra, Superintending Engineer, PRED Circle, Mysore.
20. S.F.Patil, Superintending Engineer, PRED Circle, Belgaum.
21. K.N.Sumathi, Chief Chemist (I/C) Dept. of Mines & Geology, Bangalore-01.
22. Dr.K.Ashoka Reddy, Scientist, KRSRAC, IT&BT Department, Bangalore.
23. N.G.Jagannath, Special Officer, (ZP) & Deputy Secretary, Finance Department, Bangalore.
24. A.Uday Kumar, Env. Officer, Karnataka State Pollution Control Board, Bangalore.
25. K.C.Siddappa, Under Secretary, Minor Irrigation Department, Bangalore.
26. M.N.Krishnamurthy, Deputy Director, PRED, Bangalore.
27. K. Abdul Rahen, Assistant Director, (Design), KRIDL, Bangalore.
28. H.T.Venkatesh, Assistant Director, KRIDL, Koppal.
29. R.T.Kolekar, Executive Engineer, Bijapur Division
30. P.Gurudutt, Executive Engineer, PRED, Mysore
31. R K Raju, Executive Engineer, PRED, K.R.Nagar.
32. Ramasesha C.S. Rtd. Member CGWB, Bangalore.
33. Ramkrishna, Deputy Secretary to Govt., RDPR, Bangalore.

ANNEXURE - 4(1) - ABSTRACT

Approval accorded to DSRs in the 17.09.2012 SLSSC meeting for the Schemes which were cleared in the SLSSC meeting dated 01/10/2011 & 10/4/2012 for PSR / DSR preparation

(Rs. in lakhs)

Sl. No.	District	No of Scheme	No. of Habitation	No. of W.Q. Habitation	Population as per 2012	Project Cost excluding O & M	Water Quality Parameters					Details of Coverage of No. of Habitations as per I.M.I.S.					
							Fl	Fe	Nitrate	TDS	0-25%	25-50%	50-75%	75-100%	>100%		
1	2	3	4	5	6	7	8	9	10	11	12	13	14	15	16		
1	Bagalkot	5	33	31	76293	4429.09	25	0	3	3	19	2	5	1	6		
2	Belgaum	6	38	30	144109	5546.41	2	27	0	1	5	24	2	4	4		
3	Gadag	2	10	9	25006	1868.00	5	0	2	2	0	0	5	4	1		
4	Tumkur	1	9	4	9772	458.59	3	0	0	1	0	3	3	3	0		
	Total-1	14	90	74	255180	12302.09	35	27	5	7	24	29	15	12	11		
1	Belgaum	2	5	5	17323	803.58	1	0	0	3	3	2	0	0	0		
2	Hasan	2	15	8	14218	706.00	8	0	0	0	0	0	4	0	11		
	Total-2	4	20	13	31541	1509.58	9	0	0	3	3	2	4	0	11		
1	Yadgir	2	20	10	39406	2216.00	0	1	0	0	0	5	7	3	5		
	Total-3	2	20	10	39406	2216.00	0	1	0	0	0	5	7	3	5		
	GRAND TOTAL	20	130	97	326127	16027.67	44	28	5	10	27	36	26	15	27		

District	Taluk	Name of Scheme	No. of Habitation	No. of W.Q. Habitation	Population as per 2012	Project cost excluding O&M	Per Capita cost excluding O&M	Water Quality parameters				Details of Coverage of No. of Habitations as per IMIS				
								Fl	Fe	Nitrate	TDS	0-25%	25-50%	50-75%	75-100%	>100%
Bagalkot	Hungund	W/S/S to Illal & other 17 villages	18	6	40345	3020.00	7485	4	0	1	0	1	2	3	4	8

(Handwritten signature)

ಕರ್ನಾಟಕ ರೂರಲ್ ಇನ್‌ಫ್ರಾಸ್ಟ್ರಕ್ಚರ್ ಡೆವಲಪ್‌ಮೆಂಟ್ ಕಾರ್ಪೊರೇಷನ್ (ಕ್ರಿಎಸ್) ಸಂಸ್ಥೆಯ ಅಧ್ಯಕ್ಷರು ಮತ್ತು ಸಿ.ಎಂ. ಡಾ. ಬಾಲಾ ಜಲಾಜೆ

ANNEXURE - 4(1)

20 Schemes for which DSRs are cleared in the SLSSC Meeting held on 17.09.2012

Sl. No.	District	Taluk	Name of Scheme	No. of Habitation	No. of W.Q. Habitation	Population as per 2012	Source	Project Cost excluding O & M	Per Capita Cost excluding O&M (Rs.)	Water Quality Parameters				Details of Coverage of No. of Habitations as per IMIS				
										Fl	Fe	Nitrate	TDS	0-25%	25-50%	50-75%	75-100%	>100%
1	2	3	4	5	6	7	8	9	10	11	12	13	14	15	16	17	18	19
1	Bagalkot	Bagalkot	W/S/S to Neerakeri & other 6 villages	7	7	16688	Ghataprabha River	1207.14	6459	6	0	0	1	5	0	1	1	0
2	Bagalkot	Bagalkot	W/S/S to Lavaleshwar & other 10 villages	11	11	10895	Krishna River	983.64	9028	9	0	1	1	6	1	4	0	0
3	Bagalkot	Blagi	W/S/S to Sonna, Davaleshwar & Gadadinni villages	3	3	6945	Krishna River	340.31	4979	2	0	1	0	2	1	0	0	0
4	Bagalkot	Badami	WSS to Cholachagudda & other 5 villages	6	5	13995	Malaprabha river	895.00	6395	3	0	1	1	3	0	0	0	3
5	Bagalkot	Mudhol	WSS to Saidapur & other 5 villages	6	5	25770	Ghataprabha	1003.00	3892	5	0	0	0	3	0	0	0	3
			TOTAL	33	31	76293		4429.09	30754	25	0	3	3	19	2	5	1	6
1	Belgaum	Belgaum	W/S/S to Rakkaskoppa & other 12 villages	13	12	37085	Markandeya River (Back water of Rakaskoppa Dam)	1605.00	5280	1	11	0	0	0	11	0	1	1
2	Belgaum	Belgaum	W/S/S to Chandan Hosur & other 3 villages	4	4	10801	Harinala (Tigadi Dam)	525.23	4943	0	4	0	0	0	3	0	0	1
3	Belgaum	Belgaum	W/S/S to 08 Enroute villages of Hikal Dam KUWS&DB Belgaum W/S/S	8	6	30877	KUWS & DB Raw water RM	875.00	2834	0	6	0	0	0	4	1	2	1
4	Belgaum	Baihongal	W/S/S to Chikkabagewadi & other 4 villages	5	4	12165	Harinala (Back water of Tigadi Dam)	597.50	4912	0	4	0	0	1	3	1	0	1
5	Belgaum	Aihani	W/S/S to Mangasuli & other 3 villages	4	2	32342	Krishna river	1057.68	3270	1	0	0	1	1	2	0	1	0
6	Belgaum	Rabagh	W/S/S to Suttatti & 3 other villages	4	2	20839	Krishna river	886.00	4252	0	2	0	0	3	1	0	0	0
			TOTAL	38	30	144109		5546.41		2	27	0	1	5	24	2	4	4

DS/RWS
RDRR Dent

Sl. No.	District	Taluk	Name of Scheme	No. of Habitation	No. of W.Q. Habitation	Population as per 2012	Source	Project Cost excluding O & M	Per Capita Cost excluding O&M (Rs.)	Water Quality Parameters					Details of Coverage of No. of Habitations as per IMIS					
										Fl	Fe	Nitrate	TDS	0-25%	25-50%	50-75%	75-100%	>100%		
1	2	3	4	5	6	7	8	9	10	11	12	13	14	15	16	17	18	19		
1	Gadag	Ron	W/S/S to Asuti & other 6 villages	7	6	14679	MRBC Distributory Canal	1133.00	7719	2	0	2	2	0	0	3	4	0		
2	Gadag	Nargund	W/S/S to Shirol & other 2 villages	3	3	10327	Nargund Branch Canal	735.00	7117	3	0	0	0	0	0	2	0	1		
			Total	10	9	25006		1868.00		5	0	2	2	0	0	5	4	1		
1	Tumkur	Kunigal	W/S/S to Kottageri & other 8 villages	9	4	9772	Kottageri Tank	458.59	4693	3	0	0	1	0	3	3	3	0		
			Total	9	4	9772		458.59		3	0	0	1	0	3	3	3	0		
			G.TOTAL-1	90	74	255180		12302.09		35	27	5	7	24	29	15	12	11		
1	Belgaum	Chikkodi	W/S/S to Hirekudi & other 2 villages	3	3	13401	Doodh ganga River	566.00	4224	1	0	0	2	2	1	0	0	0		
2	Belgaum	Chikkodi	W/S/S to Pangeri-A & Rampur villages	2	2	3922	Vedaganga river	237.56	6058	0	0	0	1	1	1	0	0	0		
			Total	5	5	17323		803.56		1	0	0	3	3	2	0	0	0		
1	Hassan	H.N. Pura	W/S/S to Paduvalahippe & other 5 villages	6	2	7208	Hemavathi River	356.00	4939	2	0	0	0	0	0	1	0	5		
2	Hassan	H.N. Pura	W/S/S to Valambige & other 8 villages	9	6	7010	Hemavathi River	350.00	4993	6	0	0	0	0	0	3	0	6		
			Total	15	8	14218		706.00	9932	8	0	0	0	0	0	4	0	11		
			G.TOTAL-2	20	13	31541		1509.58		9	0	0	3	3	2	4	0	11		
1	Yadgir	Shorapur	W/S/S to Kiradalli & other 13 villages (Arsenic-7 nos.)	14	7	25347	Narayanaapur LBC	1370.00	5405	0	0	0	0	0	2	6	3	3		
2	Yadgir	Shorapur	W/S/S to Arakera & other 5 villages (Arsenic-2 nos.)	6	3	14059	Krishna river	846.00	6017	0	1	0	0	0	3	1	0	2		
			Total	20	10	39406		2216.00		0	1	0	0	0	5	7	3	5		
			G.TOTAL-3	20	10	39406		2216.00		0	1	0	0	0	5	7	3	5		
20			GRAND TOTAL:	130	97	326127		16027.67		44	28	5	10	27	36	26	15	27		

ANNEXURE - 4(2) - ABSTRACT
APPROVAL FOR PREPARATION OF DSRs IN SLSSC MEETING DT: 17.09.2012

Sl. No.	District	No of Scheme	No. of Habitation	No. of W.Q. Habitation	Population as per 2012	Project Cost excluding O & M	Water Quality Parameters						Details of Coverage of No. of Habitations as per IMIS					
							Water Quality Parameters			Details of Coverage of No. of Habitations as per IMIS			Water Quality Parameters			Details of Coverage of No. of Habitations as per IMIS		
							FI	Fe	Nitrate	TDS	0-25%	25-50%	50-75%	75-100%	>100%	0-25%	25-50%	50-75%
1	2	3	4	5	6	7	8	9	10	11	12	13	14	15	16			
1	Bagalkot	1	8	6	27283	1359.58	3	0	3	0	2	2	0	0	4			
2	Belgaum	5	20	15	89011	4862.71	7	3	1	4	3	3	0	1	8			
3	Gulbarga	4	21	14	50739	1922.00	11	0	2	1	0	15	1	0	5			
4	Shimoga	2	27	8	42266	1760.00	4	3	0	1	0	0	3	7	17			
5	Tumkur	1	12	6	13015	540.00	3	3	0	0	0	12	0	0	0			
	TOTAL	13	88	49	222314	10444.29	28	9	6	6	5	32	4	8	34			

Scheme deferred

Sl. No	District	Taluk	Name of Scheme	No. of Habitation	No. of W.Q. Habitation	Population as per 2012	Project Cost excluding O&M	Per Capita cost excluding O&M	Water Quality parameters				Details of Coverage of No. of Habitations as per IMIS				
									FI	Fe	Nitrate	TDS	0-25%	25-50%	50-75%	>100%	
1	Davangere	Harpanhalli	W/S/S to Nichav vanhalli & other 66 villages	67	20	71131	4896.00	6883	7	0	0	13	6	23	25	8	5
2	Davangere	Harpanhalli	W/S/S to Chigateri & other 39 villages	40	24	60362	8744	8744	16	2	0	6	4	11	16	7	2
3	Shimoga	Bhadravathi	W/S/S to Kailahalli & other 7 villages	8	6	5657	500.00	8839	0	3	0	3	0	0	2	1	5
4	Shimoga	Bhadravathi	W/S/S to Antharagange & other 23 villages	24	0	21862	900.00	4117	0	0	0	0	0	0	2	2	20
5	Udupi	Kundapur	W/S/S to 38 Habitations in Amaseballu, Machattu & Rattadi G.P.	38	0	5046	1580.00	31312	0	0	0	0	2	26	6	0	4
5			TOTAL	177	50	164058	13154.00	59895	23	5	0	22	12	60	51	18	36

16.4.12
DS / RWS
RDPR Dept.

ANNEXURE - 4(2)
13 SCHEMES WHICH HAVE BEEN APPROVED IN SLSSC MEETING HELD ON 17.09.2012 FOR PREPARATION OF DSRS


(Rs. In lakhs)

Sl. No.	District	Taluk	Name of Scheme	No. of Habitation	No. of W. Q. Habitations	Population as per 2012	Source	Project Cost excluding O & M	Per Capita Cost excluding O&M (Rs.)	Water Quality Parameters					Details of Coverage of No. of Habitations as per I.M.I.S.				
										Fl	Fe	Nitrate	TDS	0-25%	25-50%	50-75%	75-100%	>100%	
1	2	3	4	5	6	7	8	9	10	11	12	13	14	15	16	17	18	19	
1	Bagalkot	Bilagi	W/S/S to Mundaganur & other 6 villages	8	6	27283	Krishna River (Back water of Almati dam)	1359.58	4983	3	0	3	0	2	2	0	0	4	
			Total	8	6	27283		1359.58		3	0	3	0	2	2	0	0	4	
1	Belgaum	Gokak	W/S/S to Waderatti & other 3 villages	4	2	17603	Ghataprabha river	761.74	4327	1	1	0	0	0	0	0	0	4	
2	Belgaum	Gokak	W/S/S to Rajapur & Tukkanatti villages	2	2	18323	Ghataprabha river	1047.86	5719	1	1	0	0	0	0	0	0	2	
3	Belgaum	Gokak	W/S/S to Balobal & other 2 villages	3	3	12422	Ghataprabha river	1199.11	9653	2	0	1	0	0	0	0	1	2	
4	Belgaum	Ramdurga	W/S/S to Khanpeth & other 5 villages	6	5	23117	Malaprabha river/River	1149.00	4970	3	1	0	1	2	1	0	0	0	
5	Belgaum	Ramdurga	W/S/S to Awaradi & other 4 villages	5	3	17546	Malaprabha river/River	705.00	4018	0	0	0	3	1	2	0	0	0	
			Total	20	15	89011		4862.71		7	3	1	4	3	3	0	1	8	
1	Gulbarga	Chittapura	W/S/S to Nalwar & other 3 villages	4	4	11075	Bheema river	465.00	4199	4	0	0	0	0	0	0	1	3	
2	Gulbarga	Chittapura	W/S/S to Ravoor & Malagatti villages	2	2	24300	Kagina River (Krishna)	575.00	2366	2	0	0	0	0	0	0	0	2	
3	Gulbarga	Chicholi	W/S/S to Pastapur & 7 villages	8	1	8428	Mullamari river	532.00	6312	0	0	0	1	0	8	0	0	0	
4	Gulbarga	Chicholi	W/S/S to Gadilingadhalli & 6 villages	7	7	6936	Mullamari river	350.00	5046	5	0	2	0	0	7	0	0	0	
			Total	21	14	50739		1922.00		11	0	2	1	0	15	1	0	5	
1	Shimoga	Soraba	W/S/S to Anavatti & other 12 villages	13	3	20749	Varadai River	820.00	3952	1	1	0	1	0	0	1	6	6	
2	Shimoga	Soraba	W/S/S to Modidoddkoppa & other 13 villages	14	5	21517	Varadai River	940.00	4369	3	2	0	0	0	0	2	1	11	
			Total	27	8	42266		1760.00		4	3	0	1	0	0	3	7	17	
1	Tumkur	Turvekere	W/S/S to Mayasandra & other 11 villages	12	6	13015	Mayasandra Tank feeded by	540.00	4149	3	3	0	0	0	12	0	0	0	
			Total	12	6	13015		540.00		3	3	0	0	0	12	0	0	0	
13			GRAND TOTAL	88	49	222314		10444.29		28	9	6	6	5	32	4	8	34	

DD / RWS
 WORK Dept.

ANNEXURE - 4(3) - ABSTRACT
Approval for PSRs Preparation in the SLSSC Meeting held on 17.09.2012

Sl. No.	District	No of Scheme	No. of Habitation	No. of W.Q. Habitations	Population as per 2012	Project Cost excluding O & M	Water Quality Parameters				Details of Coverage of No. of Habitations as per IMIS				
							FI	Fe	Nitrate	TDS	0-25%	25-50%	50-75%	75-100%	>100%
1	2	3	4	5	6	7	8	9	10	11	12	13	14	15	16
1	Bangalore(U)	1	34	34	30134	1794.00	21	0	0	13	0	15	1	0	18
2	Belgaum	1	14	6	65305	3248.00	1	1	0	4	0	0	9	4	1
3	Bellary	2	62	51	75472	5952.40	0	0	0	26	0	38	19	5	0
4	Bijapur	1	41	16	89380	7470.00	8	0	0	0	22	19	0	0	0
5	Chitradurga	11	139	53	147205	8859.10	51	2	0	0	0	53	68	6	12
6	Dharwad	1	1	1	1270	80.00	0	0	1	0	0	0	1	0	0
7	Gadag	1	4	3	8602	555.00	3	0	0	0	0	2	2	0	0
8	Hassan	2	19	13	17858	864.00	13	0	0	0	0	0	2	11	6
9	Haveri	1	13	0	29024	1600.00	0	0	0	0	6	7	0	0	0
10	Mysore	3	76	6	20811	1600.00	0	0	6	0	1	12	8	2	8
11	Tumkur	3	30	30	39953	3022.00	30	0	0	0	23	28	2	0	0
	TOTAL	27	433	213	525014	35044.50	127	3	7	43	52	174	112	28	45


 (ಸಾಮಾನ್ಯ) - 16.9.12
 ಸರ್ಕಾರದ ಮುಖ್ಯ ಕಾರ್ಯದರ್ಶಿ (ಪ್ರವೇಶ)
 ಗ್ರಾಮೀಣಾಭಿವೃದ್ಧಿ ಮತ್ತು ಪಂಚಾಯತ್ ರಾಜ್ ಇಲಾಖೆ
 22

ANNEXURE - 4(3)
27 SCHEMES WHICH HAVE BEEN CLEARED SLSSC MEETING DATED:17.09.2012 FOR PREPARATION OF PSRs & 34 SCHEMES WHICH HAVE TO BE RE-VERIFIED w/ C&Q ALONG WITH TECHNICAL FEASIBILITY. THEREAFTER THEY HAVE TO BE PLACED BEFORE STA & SLSSC
 (Rs. in lakhs)

Sl. No.	District	Taluk	Name of Scheme	No. of Habitation	No. of W.Q.	Population as per 2012	Source	Project Cost excluding O&M	Per capita cost in Rs.	Water Quality				Details of Coverage of No. of						Remarks
										Fl	Fe	Nitrate	TDS	0-25%	25-50%	50-75%	75-100%	>100%		
1	2	3	4	5	6	7	8	9	10	11	12	13	14	17	18	19	20	21	22	
1	Bangalore (Urban)	Bangalore South	WSS to Kumbhalagodu & other 33 villages	34	34	30134	Manchanabele Reservoir	1794.00	5953	21	0	0	13	0	15	1	0	18	Approved for PSR/DSR Preparation	
			TOTAL	34	34	30134		1794.00		21	0	0	13	0	15	1	0	18		
1	Belgaum	Belgaum	WSS to Dharmati & Other 10 villages	11	0	6683	Markandeya River	602.96	9022	0	0	0	0	0	0	0	0	6	Re-verify for Quality & Coverage details	
2	Belgaum	Raibag	WSS Beernal & 4 Other villages	14	6	65305	Krishna river	3248.00	4974	1	1	0	4	0	0	9	4	1	Approved for PSR/DSR Preparation	
			TOTAL	25	6	71988		3850.96		1	1	0	4	0	0	9	10	2		
1	Bellary	Sandur	Kodal & other 8 villages (& 5 enroute villages)	14	11	17863	Taranagar Dam	1326.83	7428	0	0	0	6	0	10	2	2	0	Approved for PSR/DSR Preparation	
2	Bellary	Sandur	Nidugurthi & other 22 villages (& 25 enroute villages)	48	40	57609	TBP RAYA Basana Canal	4625.57	8029	0	0	0	20	0	28	17	3	0	Approved for PSR/DSR Preparation	
			TOTAL	62	51	75472		5952.40		0	0	0	26	0	38	19	5	0		
1	Bijapur	Indi	W/S/S to Lachayan & other 6 villages	7	3	21750	Bheema River (Kanapur Barrage)	1240.00	5701	0	0	0	3	0	1	1	0	5	Opinion of STA to be taken up & place before SLSSC	
2	Bijapur	Indi	W/S/S to Dasur & other 2 villages	3	3	5965	Bheema River (Umargi Barrage)	415.00	6957	0	0	0	3	0	1	0	0	2		
3	Bijapur	Sindhagi	W/S/S to Puradai & other 15 villages	16	0	28814	Sasabai M.I. Tank	2492.20	8649	0	0	0	0	0	14	2	0	0		
4	Bijapur	B. Bagewadi	W/S/S to Almatli & other 13 villages	14	10	41307	Back Water of Almatli Dam	2300.00	5568	5	5	0	0	4	10	0	0	0	Approved for PSR/DSR Preparation	
5	Bijapur	B. Bagewadi	W/S/S to Ingaleshwara & other 40 village	41	16	89380	Krishna River	7470.00	8358	8	0	0	0	22	19	0	0	0	Opinion of STA to be taken up & place before	
6	Bijapur	Muddebihal	W/S/S to Kuntaji & 17 villages	18	11	37008	Krishna River	3525.00	9525	4	0	1	0	2	0	2	3	11		
			TOTAL	99	43	224224		17442.20		17	5	1	61	28	45	5	3	18		

DS / RWS
 RPPR Dept.

Sl. No.	District	Taluk	Name of Scheme	No. of Habitation	No. of W.Q. Habitation	Population as per 2012	Source	Project Cost excluding O&M	Per capita cost in Rs.	Water Quality				Details of Coverage of No. of					Remarks
										Fl	Fe	Nitrate	TDS	0-25%	25-50%	50-75%	75-100%	>100%	
1	2	3	4	5	6	7	8	9	10	11	12	13	14	17	18	19	20	21	22
1	Chitradurga	Hosadurga	WSS to Doddakittadahalli & Other 4 villages	5	0	6568		446.00	6790	0	0	0	0	0	1	4	0	0	Re-verify for Quality & Coverage details
2	Chitradurga	Hosadurga	WSS to Devapura & Other 10 villages	11	2	12348	Tank near Marikanive Ranganatha Swamy Temple	841.00	6811	2	0	0	0	0	1	5	3	2	Re-verify for Quality & Coverage details
3	Chitradurga	Hosadurga	WSS to Doddaghatta & Other 9 villages	10	7	12982		884.00	6809	7	0	0	0	0	0	9	0	1	Approved for PSR/DSR Preparation
4	Chitradurga	Hosadurga	WSS to Janakal & Other 10 villages	11	9	11377		775.00	6812	9	0	0	0	0	3	7	0	1	Re-verify for Quality & Coverage details
5	Chitradurga	Hosadurga	WSS to Alhimegge & Other 17 villages	18	2	9734		665.00	6832	2	0	0	0	0	2	14	2	0	Re-verify for Quality & Coverage details
6	Chitradurga	Hosadurga	WSS to Hunavinadu & Other 14 villages	15	1	13009		886.00	6811	1	0	0	0	0	7	8	0	0	Re-verify for Quality & Coverage details
7	Chitradurga	Hosadurga	WSS to Kelgodu & Other 12 villages	13	4	10652		725.00	6806	4	0	0	0	0	5	6	2	0	Re-verify for Quality & Coverage details
8	Chitradurga	Hosadurga	WSS to Guddaneralakere (G.N.Kere) & Other 15 villages	16	6	13347	Marikanive Dam Near Ittighalli Karamaradi	910.00	6818	6	0	0	0	0	0	11	3	2	Re-verify for Quality & Coverage details
9	Chitradurga	Hosadurga	WSS to Mathodu & Other 8 villages	9	5	12510		852.00	6811	10	0	0	0	0	7	2	0	0	Re-verify for Quality & Coverage details
10	Chitradurga	Hosadurga	WSS to Karehalli & Other 10 villages	11	1	9625		656.00	6816	1	0	0	0	0	5	5	1	0	Re-verify for Quality & Coverage details
11	Chitradurga	Hosadurga	WSS to Kanchipura & Other 14 villages	15	7	11820		810.00	6853	7	0	0	0	0	7	6	1	1	Approved for PSR/DSR Preparation
12	Chitradurga	Hosadurga	WSS to Chikkabyalada-kere & Other 11 villages	12	0	6815		465.00	6823	0	0	0	0	0	2	4	5	1	Re-verify for Quality & Coverage details
13	Chitradurga	Hosadurga	WSS to Doddathekalavatti (D.T.Vatti) & Other 8 villages	9	5	9415	Marikanive Dam Near Ittighalli Karamaradi	641.00	6808	5	0	0	0	0	1	7	1	0	Approved for PSR/DSR Preparation
14	Chitradurga	Hosadurga	WSS to Sirampura & Other 4 villages	5	5	10940		754.00	6892	5	0	0	0	0	3	2	0	0	Approved for PSR/DSR Preparation
15	Chitradurga	Hosadurga	WSS to Heggere & Other 7 villages	8	4	11367		780.00	6862	4	0	0	0	0	3	5	0	0	Approved for PSR/DSR Preparation
16	Chitradurga	Hosadurga	WSS to Kaimadu & Other 10 villages	11	4	9618		655.00	6810	4	0	0	0	0	1	5	1	4	Re-verify for Quality & Coverage details
17	Chitradurga	Hosadurga	WSS to S.Neralakere & Other 11 villages	12	3	9670		660.00	6825	3	0	0	0	0	8	3	1	0	Approved for PSR/DSR Preparation

BS/RWS
RDPR Dept.

Sl. No.	District	Taluk	Name of Scheme	No. of Habitation	No. of W.C. Habitation	Population as per 2012	Source	Project Cost excluding O&M	Per capita cost in Rs.	Water Quality						Details of Coverage of No. of						Remarks
										FI	Fe	Nitrate	TDS	0-25%	25-50%	50-75%	75-100%	>100%				
1	2	3	4	5	6	7	8	9	10	11	12	13	14	17	18	19	20	21	22			
18	Chitradurga	Hosadurga	WSS to Kurbarahalli & Other 10 villages	11	3	7440	Markanive Dam Near Ittigehalli Karamaradi	510.10	6886	3	0	0	0	0	7	4	0	0	0	Approved for PSR/DSR Preparation		
19	Chitradurga	Hosadurga	WSS to Thandaga & Other 12 villages	13	2	11683		800.00	6848	2	0	0	0	0	8	4	1	0	0	Approved for PSR/DSR Preparation		
20	Chitradurga	Hosadurga	WSS to Belaguru & Other 6 villages	7	4	12728		870.00	6835	4	0	0	0	0	0	5	0	2	0	Approved for PSR/DSR Preparation		
21	Chitradurga	Hosadurga	WSS to Kabbala & Other 8 villages	9	4	9060		620.00	6843	4	0	0	0	0	4	3	1	1	1	Approved for PSR/DSR Preparation		
22	Chitradurga	Hosadurga	WSS to Madhure & Other 39 villages	40	9	40100	Vedavathi River	1530.00	3815	7	2	0	0	0	12	20	1	7	7	Approved for PSR/DSR Preparation		
			TOTAL	271	87	262808		16735.10		90	2	0	0	0	87	139	23	22	22			
1	D.K.	Belthangadi	W/S/S to Aladangadi & other 11 villages	12	0	21750	Netravathi River	2700.00	12414	0	0	0	0	0	0	0	0	12	0	Re-verify for Quality & Coverage details		
2	D.K.	Puttur	W/S/S to Bellandur & other 8 villages	9	0	23281	Netravathi River	1650.00	7087	0	0	0	0	0	0	0	0	0	9			
3	D.K.	Puttur	W/S/S to Alankar & other 5 villages	6	0	24617	Kumaradhara River	2300.00	9343	0	0	0	0	0	0	0	0	0	6	Re-verify for Quality & Coverage details		
4	D.K.	Sulya	W/S/S to Edamangala & other 11 villages	12	0	4202	Kumaradhara River	275.00	6545	0	0	0	0	0	0	0	0	1	11			
			TOTAL	39	0	73850		6925.00		0	0	0	0	0	0	0	13	26	26			
1	Dharwad	Hubli	WSS to Sulia village	1	0	7710	MRBC Canal	550.00	7134	0	0	0	0	0	0	0	0	1	1	Re-verify for Quality & Coverage details		
2	Dharwad	Hubli	WSS to Nagarahalli village	1	1	1270	Manur Distributory	80.00	6299	0	0	1	0	0	0	1	0	0	0	Approved for PSR/DSR Preparation		
3	Dharwad	Hubli	WSS to Shiruguppi village	1	0	5825	Manur Distributory	350.00	6009	0	0	0	0	0	0	1	0	0	0	Re-verify for Quality & Coverage details		
4	Dharwad	Hubli	WSS to Vanur & other 3 villages	4	1	6060	Devarakoppa M.I. Tank	400.00	6601	0	0	1	0	0	0	1	0	3	3	Re-verify for Quality & Coverage details		
			TOTAL	7	2	20865		1380.00		0	0	2	0	0	0	3	0	4	4			
1	Gadag	Ron	W/S/S to Somanakatti & other 3 Habitations	4	3	8602	MRBC	555.00	6452	3	0	0	0	0	2	2	0	0	0	Approved for PSR/DSR Preparation		
1	Hassan	Belur	WSS to Arenaliv-Biccodu & other 89 villages	91	17	46063	Vahenole Reservoir	5500.00	11940	0	0	0	17	0	18	42	8	23	23	Re-verify for Quality & Coverage details		
2	Hassan	H.N. Pura	W/S/S to Kallikoppalu & other 10 villages	11	8	9953	Hemavathi River	426.00	4280	8	0	0	0	0	0	0	6	5	5	Approved for PSR/DSR Preparation		
3	Hassan	H.N. Pura	W/S/S to Gulaganjhalli & other 7 villages	8	5	7905	Hemavathi River	438.00	5541	5	0	0	0	0	0	2	5	1	1			

DS/PSWS
RDPR Dept.

Sl. No.	District	Taluk	Name of Scheme	No. of Habitation	No. of W.Q. Habitation	Population as per 2012	Source	Project Cost excluding O&M	Per capita cost in Rs.	Water Quality				Details of Coverage of No. of				Remarks	
										Fe	Nitrate	TDS	0-25%	25-50%	50-75%	75-100%	>100%		
1	2	3	4	5	6	7	8	9	10	11	12	13	14	17	18	19	20	21	22
4	Hassan	Arakalgud	W/S/S to Ramanathpura & other 43 villages	44	0	35957	Cauveri River	1711.00	4758	0	0	0	0	0	10	18	13	3	Re-verify for Quality & Coverage details
5	Hassan	Arakalgud	W/S/S to Rudrapatna & other 21 villages	22	0	27469	Cauveri River	1348.00	4907	0	0	0	0	0	10	8	4	0	Re-verify for Quality & Coverage details
			TOTAL	176	30	127347		9423.00		13	0	0	17	0	38	70	36	32	Approved for PSR/DSR Preparation
1	Haveri	Ranebennur	W/S/S to Sunakalbidare & other 12 villages	13	0	29024	T.B. River	1600.00	5513	0	0	0	0	6	7	0	0	0	Approved for PSR/DSR Preparation
2	Haveri	Byadagi	W/S/S to Anoor & other 18 Habitations	19	0	26838	Varada River	3700.00	13786	0	0	0	0	0	0	0	0	0	Re-verify for Quality & Coverage details
			TOTAL	32	0	55862		5300.00		0	0	0	0	6	7	0	0	0	Approved for PSR/DSR Preparation
1	Mysore	Priyapatna	Kanagalu & other 9 villages	10	4	10571	Cauveri River	650.00	6149	0	0	4	0	0	4	3	1	3	Approved for PSR/DSR Preparation
2	Mysore	Priyapatna	Hunasavadi & other 13 villages	14	2	9308	Cauveri River	650.00	6983	0	0	2	0	0	1	1	1	11	Re-verify for Quality & Coverage details
3	Mysore	Priyapatna	Doodakamaravalli & other 5 villages	6	1	4374	Cauveri River	400.00	9145	0	0	1	0	0	3	1	0	2	Approved for PSR/DSR Preparation
4	Mysore	Priyapatna	Chanakal Kaval & other 10 villages	11	0	5346	Cauveri River	550.00	10288	0	0	0	0	0	3	1	0	7	Re-verify for Quality & Coverage details
5	Mysore	Priyapatna	Belitapur & other 6 villages	7	1	12056	Cauveri River	700.00	5806	1	0	0	0	0	5	1	0	1	Re-verify for Quality & Coverage details
6	Mysore	Priyapatna	Kitur & other 13 villages	14	1	5866	Cauveri River	550.00	9376	0	0	1	0	1	5	4	1	3	Approved for PSR/DSR Preparation
7	Mysore	K.R. Nagar	W/S/S to Channamagere & 13 villages	14	0	13738	Cauveri River	900.00	6551	0	0	0	0	0	4	1	1	8	Re-verify for Quality & Coverage details
			TOTAL	76	9	61259		4400.00		1	0	8	0	1	25	12	4	35	
1	Tumkur	Sira	WSS to Magodu & other 25 villages	26	18	20311	Magodu Tank	1533.00	7548	18	0	0	0	15	11	0	0	0	Approved for PSR/DSR Preparation
2	Tumkur	Sira	WSS to Rainasandra & other 15 villages	16	11	12575	Rainasandra Tank	1099.00	8740	11	0	0	0	8	8	0	0	0	Approved for PSR/DSR Preparation
3	Tumkur	Tumkur	WSS to Brahasandra & other 10 villages	11	1	7067	Brahasandra Tank	390.00	5519	1	0	0	0	0	9	2	0	0	Approved for PSR/DSR Preparation
			TOTAL	53	30	39953		3022.00		30	0	0	0	23	28	2	0	0	Approved for PSR/DSR Preparation
1	U.K.	Mundagod	W/S/S to Katur & other 10 villages	11	2	8705	Singanahalli Reservoir	676.00	7766	0	2	0	0	0	1	0	0	10	Re-verify for Quality & Coverage details
2	U.K.	Mundagod	W/S/S to Chigalli & other 9 villages	10	3	12596	Chigalli Reservoir	700.00	5557	0	3	0	0	0	0	0	0	10	Re-verify for Quality & Coverage details
			TOTAL	21	5	21301		1376.00		0	5	0	0	0	1	0	0	20	Re-verify for Quality & Coverage details
61			GRAND TOTAL	899	300	1073665		78155.66		176	13	11	66	58	286	262	94	177	

27 Schemes are cleared amounting to Rs.35044.50lakhs & 34 Schemes are deferred amounting to Rs.43111.16lakhs

DS / RWS
RDPR Dept.

ANNEXURE - 4(4) - ABSTRACT
NEW SCHEMES CLEARED FOR PREPARATION OF PSRs IN SLSSC MEETING DT:17.09.2012

(Rs. In lakhs)

Sl. No.	District	No of Scheme	No. of Habitation	No. of W.Q. Habitation	Population as per 2012	Project Cost excluding O & M	Water Quality Parameters				Details of Coverage of No. of Habitations as per I.M.I.S.					
							Fl	Fe	Nitrate	TDS	0-25%	25-50%	50-75%	75-100%	>100%	
1	2	3	4	5	6	7	8	9	10	11	12	13	14	15	16	
1	Bagalkot	2	26	10	54266	3354.00	3	1	5	1	10	4	2	2	8	
2	Belgaum	3	20	11	105003	3839.00	0	6	1	5	2	3	2	10	1	
3	Gadag	1	22	17	59993	5950.00	11	0	5	1	0	1	5	15	1	
4	Raichur	7	100	66	86184	5238.00	34	2	0	30	3	26	19	5	45	
5	Ramanagar	1	217	0	173345	12400.00	0	0	0	0	7	83	29	11	87	
6	Tumkur	2	28	14	19185	948.00	4	0	6	4	0	18	7	1	2	
7	Uttara Kannada	2	138	2	49109	2950.00	0	2	0	0	3	91	14	5	25	
TOTAL	18	551	120	547085	34679.00	52	11	17	41	25	226	78	49	169		

Deferred scheme for re-verification of C&Q and its feasibility

Sl. No	District	Taluk	Name of Scheme	No. of Habitation	No. of W.Q. Habitation	Population as per 2012	Source	Project Cost excluding O&M	Per Capita cost excluding O&M	Water Quality parameters				Details of Coverage of No. of Habitations as per IMIS				
										Fl	Fe	Nitrate	TDS	0-25%	25-50%	50-75%	75-100%	>100%
1	Hassan	Arakalagodu	W/S/S to Keralapura & other 49 villages	50	0	45969	Cauvery River	1918.00	4172	0	0	0	0	0	9	18	19	4

[Handwritten Signature]

(ಮಾನ್ಯ) 16. X. 12
 ಸರ್ಕಾರಿ ಕಾರ್ಯದರ್ಶಿ (ಪ್ರಾಜೆಕ್ಟ್)
 ಸರ್ಕಾರದ ಕಾರ್ಯಾಲಯ, ಹಾಸನ

ANNEXURE - 4(4)

NEW SCHEMES CLEARED FOR PREPARATION OF PSRs IN SLSSC MEETING DT:17.09.2012

Sl. No.	District	Taluk	Name of Scheme	No. of Habitation	No. of W.Q. Habitation	Population as per 2012	Source	Project Cost excluding O & M	Per Capita Cost excluding O&M (Rs.)	Water Quality Parameters				Details of Coverage of No. of Habitations as per IMIS				
										Fe	Nitrate	TDS	0-25%	25-50%	50-75%	75-100%	>100%	
1	2	3	4	5	6	7	8	9	10	11	12	13	14	15	16	17	18	19
1	Bagalkot	Mudhol	WSS to Yedahalli & Ingalgli	2	2	7163	Ghataprabha River	184.00	2569	1	0	0	0	0	0	0	0	0
2	Bagalkot	Badami	WSS Kaknur & 23 Other villages	24	8	47103	Malaprabha river	3170.00	6730	2	5	1	10	2	2	2	2	8
			Total	26	10	54266		3354.00		3	1	5	1	10	4	2	2	8
1	Belgaum	Belgaum	Sulebhavi & other 12 villages	13	8	72175	Markhan deya (Back water of Shirur dam)	2525.00	3498	0	6	1	1	0	0	0	10	1
2	Belgaum	Belgaum	WSS Vaibhavnagar & other 3 villages	4	2	19603	KURWS&DB R.W. R.M.	655.00	3341	0	0	0	2	0	2	2	0	0
3	Belgaum	Raibag	Kempatti & Other 02 villages	3	1	13225	Krishna River	659.00	4983	0	0	0	2	2	1	0	0	0
			Total	20	11	105003		3839.00		0	6	1	5	2	3	2	10	1
1	Gadag	Ron	W/S/S to Sawadi & other 21 villages	22	17	59993	MRBC	5950.00	9371	11	0	5	1	0	1	5	15	1
			Total	22	17	59993		5950.00		11	0	5	1	0	1	5	15	1
1	Raichur	Devadurga	WSS to Kyadigera & other 28 villages	29	15	17737	NRBC canal	934.00	5266	9	0	0	6	0	2	1	0	24
2	Raichur	Devadurga	WSS to K.Irabagera & other 10 villages	11	8	8772	NRBC canal	510.00	5814	5	0	0	3	0	5	3	1	2
3	Raichur	Devadurga	WSS to Alkod & other 14 villages	15	9	12276	NRBC canal	705.00	5743	6	0	0	3	2	2	4	0	7
4	Raichur	Devadurga	WSS to Gabbur & other 10 villages	11	6	15063	Krishna River	811.00	5384	2	0	0	4	0	1	3	2	5
5	Raichur	Devadurga	WSS to Masarkal & other 06 villages	7	5	11176	NRBC canal	711.00	6362	3	0	0	2	0	3	2	2	0

DS / RWS
RDPR Dept.

Sl. No.	District	Taluk	Name of Scheme	No. of Habitation	No. of W.Q. Habitation	Population as per 2012	Source	Project Cost excluding O & M	Per Capita Cost excluding O&M (Rs.)	Water Quality Parameters				Details of Coverage of No. of Habitations as per IMIS					
										Fl	Fe	Nitrate	TDS	0-25%	25-50%	50-75%	75-100%	>100%	
1	2	3	4	5	6	7	8	9	10	11	12	13	14	15	16	17	18	19	
6	Raichur	Devadurga	WSS to Jerbandi & other 07 villages;	8	6	4992	Krishna River	367.00	7352	2	1	0	3	0	4	3	0	1	
7	Raichur	Devadurga	WSS to Googal & other 18 villages	19	17	16168	Krishna River	1200.00	7422	7	1	0	9	1	9	3	0	6	
			Total	100	66	86184		5238.00		34	2	0	30	3	26	19	5	45	
1	Ramnagar	Kanakpura	WWS to Kodinalli & other 216 villages	217	0	173345	Cauvery River	12400.00	7153	0	0	0	0	7	83	29	11	87	
			Total	217	0	173345		12400.00		0	0	0	0	7	83	29	11	87	
1	Turnkur	Tiptur	W/S/S to Honnavalli & other 14 villages;	15	11	11173	Honnavalli Tank	551.00	4932	4	0	5	2	0	10	4	1	0	
2	Turnkur	Tiptur	W/S/S to Biligere & other 12 villages	13	3	8012	Biligere Tank	397.00	4955	0	0	1	2	0	8	3	0	2	
			Total	28	14	19185		948.00		4	0	6	4	0	18	7	1	2	
1	U.K.	Ankola	W/S/S to Bobruwada, Shetageri, Beise, Vandige & Belamber villages & other Habitations	91	0	38325	Gangavalli River	2300.00	6001	0	0	0	0	1	56	10	4	20	
2	U.K.	Ankola	W/S/S to Sagadageri & Agragone G.P & other Habitations	47	2	10784	Gangavalli River	650.00	6027	0	2	0	0	2	35	4	1	5	
			Total	138	2	49109		2950.00		0	2	0	0	3	91	14	5	25	
18			GRAND TOTAL	551	120	547085		34679.00		52	11	17	41	25	226	78	49	169	

DS / RWS
RWR Deptt.

